



Location: ACL1 - City Hall

Report on 24-hour TSP monitoring

Action Level ($\mu\text{g}/\text{m}^3$) - 163

Limit Level ($\mu\text{g}/\text{m}^3$) - 260

Date	Sampling Time	Weather Condition	Filter paper no.	Filter Weight, g		Elapse Time, hr		Sampling Time, hr	Flow Rate, m^3/min			Total Volume, m^3	TSP Level, $\mu\text{g}/\text{m}^3$
				Initial	Final	Initial	Final		Initial, Q_{si}	Final, Q_{sf}	Average		
6-Apr-17	8:00	Fine	19782	2.8026	2.9320	1795.17	1819.17	24.00	0.80	0.79	0.80	1146	112.9
12-Apr-17	8:00	Rainy	19965	2.8199	2.8758	1822.17	1846.17	24.00	0.34	0.34	0.34	492	113.7
18-Apr-17	8:00	Fine	20118	2.4786	2.6238	1849.17	1873.17	24.00	0.74	0.74	0.74	1068	135.9
24-Apr-17	8:00	Cloudy	19975	2.9381	3.0772	1876.17	1900.17	24.00	0.92	0.92	0.92	1320	105.4
28-Apr-17	8:00	Fine	20056	2.4923	2.5711	1903.22	1927.22	24.00	0.92	0.92	0.92	1320	59.7

Report on 1-hour TSP monitoring

Action Level ($\mu\text{g}/\text{m}^3$) - 460

Limit Level ($\mu\text{g}/\text{m}^3$) - 500

Date	Sampling Time	Weather Condition	Filter paper no.	Filter Weight, g		Elapse Time, hr		Sampling Time, hr	Flow Rate, m^3/min			Total Volume, m^3	TSP Level, $\mu\text{g}/\text{m}^3$
				Initial	Final	Initial	Final		Initial, Q_{si}	Final, Q_{sf}	Average		
7-Apr-17	9:40	Fine	19964	2.8478	2.8503	1819.17	1820.17	1.00	0.50	0.50	0.50	30	83.8
7-Apr-17	10:43	Fine	19963	2.8275	2.8294	1820.17	1821.17	1.00	0.50	0.50	0.50	30	63.7
7-Apr-17	13:00	Fine	19962	2.8499	2.8548	1821.17	1822.17	1.00	0.50	0.50	0.50	30	164.3
13-Apr-17	9:44	Cloudy	20121	2.5560	2.5584	1846.17	1847.17	1.00	0.52	0.52	0.52	31	77.6
13-Apr-17	10:46	Cloudy	20120	2.4443	2.4474	1847.17	1848.17	1.00	0.52	0.52	0.52	31	100.2
13-Apr-17	13:00	Cloudy	20119	2.4728	2.4758	1848.17	1849.17	1.00	0.52	0.52	0.52	31	97.0
19-Apr-17	10:08	Fine	19991	2.8731	2.8746	1873.17	1874.17	1.00	0.40	0.40	0.40	24	61.8
19-Apr-17	13:00	Fine	19980	2.8919	2.8932	1874.17	1875.17	1.00	0.40	0.40	0.40	24	53.5
19-Apr-17	14:12	Fine	19973	2.9166	2.9189	1875.17	1876.17	1.00	0.49	0.49	0.49	29	78.4
25-Apr-17	9:59	Cloudy	20059	2.4846	2.4907	1900.17	1901.17	1.00	0.78	0.78	0.78	47	130.1
25-Apr-17	11:00	Cloudy	20058	2.5007	2.5087	1901.17	1902.17	1.00	0.92	0.92	0.92	55	145.5
25-Apr-17	13:00	Cloudy	20057	2.5183	2.5217	1902.17	1903.17	1.00	0.78	0.78	0.78	47	72.5
29-Apr-17	8:55	Fine	20054	2.5083	2.5153	1927.22	1928.22	1.00	0.78	0.78	0.78	47	149.4
29-Apr-17	9:57	Fine	20053	2.4958	2.5034	1928.22	1929.22	1.00	0.92	0.92	0.92	55	138.4
29-Apr-17	10:59	Fine	20040	2.4973	2.5035	1929.22	1930.22	1.00	0.92	0.92	0.92	55	112.9



Location: ACL2a - Contractor HK/2012/08 Site office

Report on 24-hour TSP monitoring
Action Level ($\mu\text{g}/\text{m}^3$) - 187.3
Limit Level ($\mu\text{g}/\text{m}^3$) - 260

Date	Sampling Time	Weather Condition	Filter paper no.	Filter Weight, g		Elapse Time, hr		Sampling Time, hr	Flow Rate, m^3/min			Total Volume, m^3	TSP Level, $\mu\text{g}/\text{m}^3$
				Initial	Final	Initial	Final		Initial, Q_{si}	Final, Q_{sf}	Average		
6-Apr-17	8:00	Fine	19778	2.8224	2.9625	6966.78	6990.78	24.00	1.24	1.24	1.24	1786	78.5
12-Apr-17	8:00	Rainy	19876	2.6282	2.7122	6993.78	7017.78	24.00	1.25	1.25	1.25	1799	46.7
19-Apr-17	15:38	Fine	19986	2.8548	2.9117	7027.13	7051.13	24.00	1.15	1.15	1.15	1653	34.4
24-Apr-17	8:00	Cloudy	19985	2.8411	2.9766	7051.17	7075.17	24.00	1.08	1.08	1.08	1556	87.1
29-Apr-17	12:30	Fine	20285	2.5867	2.6864	7103.38	7127.38	24.00	1.14	1.14	1.14	1647	60.5

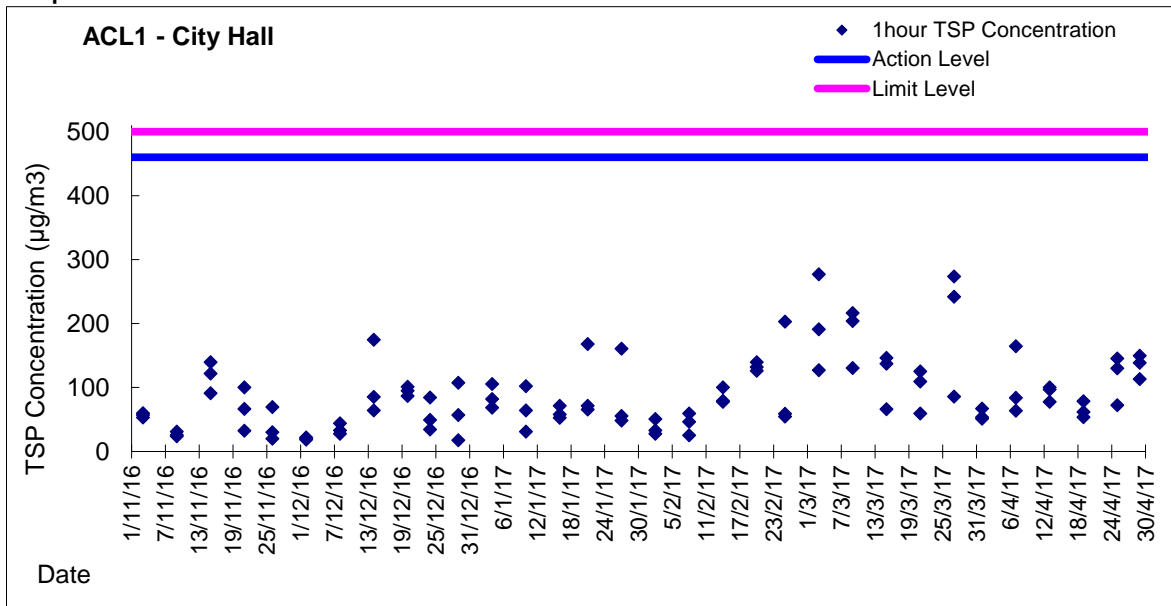
Remarks: Due to interruption of electricity, the 24hr TSP was rescheduled from 18 and 28 April 2017 to 19 and 29 April 2017 respectively.

Report on 1-hour TSP monitoring
Action Level ($\mu\text{g}/\text{m}^3$) - 300.1
Limit Level ($\mu\text{g}/\text{m}^3$) - 500

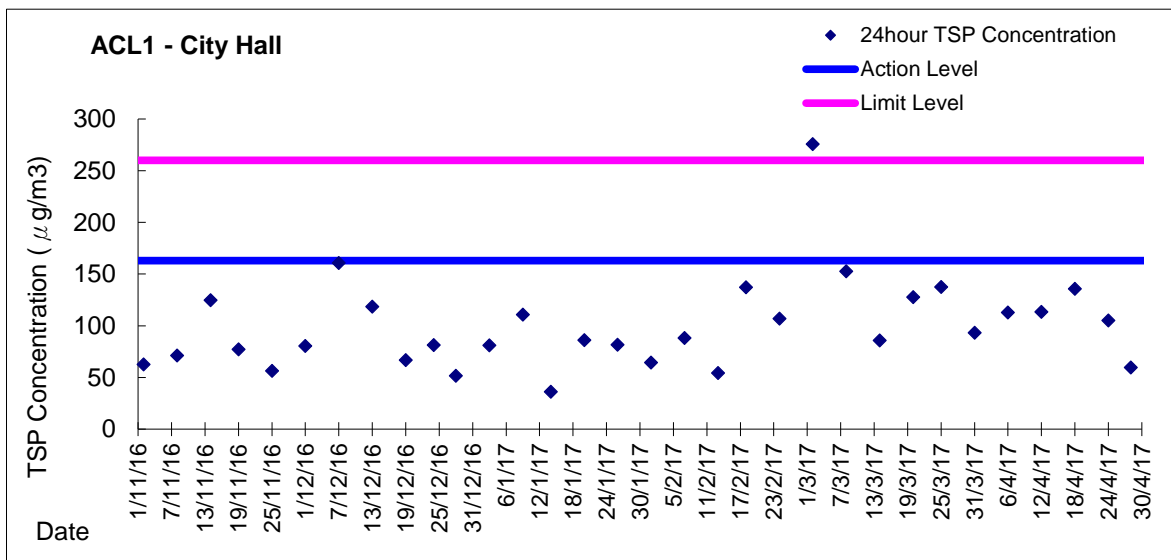
Date	Sampling Time	Weather Condition	Filter paper no.	Filter Weight, g		Elapse Time, hr		Sampling Time, hr	Flow Rate, m^3/min			Total Volume, m^3	TSP Level, $\mu\text{g}/\text{m}^3$
				Initial	Final	Initial	Final		Initial, Q_{si}	Final, Q_{sf}	Average		
7-Apr-17	8:05	Fine	19997	2.8508	2.8589	6990.78	6991.78	1.00	1.24	1.24	1.24	74	109.0
7-Apr-17	9:45	Fine	19891	2.6401	2.6457	6991.78	6992.78	1.00	1.24	1.24	1.24	74	75.3
7-Apr-17	11:00	Fine	19886	2.6520	2.6604	6992.78	6993.78	1.00	1.24	1.24	1.24	74	113.0
13-Apr-17	8:15	Cloudy	19861	2.6560	2.6594	7017.78	7018.78	1.00	1.25	1.25	1.25	75	45.3
13-Apr-17	9:50	Cloudy	19858	2.6562	2.6595	7018.78	7019.78	1.00	1.25	1.25	1.25	75	44.0
13-Apr-17	13:00	Cloudy	19969	2.8371	2.8412	7019.78	7020.78	1.00	1.25	1.25	1.25	75	54.6
19-Apr-17	11:00	Fine	19984	2.8428	2.8489	7024.13	7025.13	1.00	1.23	1.23	1.23	74	82.4
19-Apr-17	13:00	Fine	20083	2.4921	2.4979	7025.13	7026.13	1.00	1.20	1.20	1.20	72	80.3
19-Apr-17	14:10	Fine	20087	2.4801	2.4829	7026.13	7027.13	1.00	1.12	1.12	1.12	67	41.7
25-Apr-17	8:30	Cloudy	20159	2.5691	2.5751	7075.17	7076.17	1.00	1.11	1.11	1.11	67	89.9
25-Apr-17	10:00	Cloudy	20157	2.5449	2.5517	7076.17	7077.17	1.00	1.15	1.15	1.15	69	98.9
25-Apr-17	13:00	Cloudy	20150	2.5575	2.5655	7077.17	7078.17	1.00	1.21	1.21	1.21	73	110.1
29-Apr-17	8:11	Fine	20177	2.5990	2.6057	7100.37	7101.37	1.00	1.14	1.14	1.14	69	97.5
29-Apr-17	9:30	Fine	20171	2.5723	2.5785	7101.37	7102.37	1.00	1.14	1.14	1.14	69	90.3
29-Apr-17	10:32	Fine	20291	2.5739	2.5811	7102.37	7103.37	1.00	1.11	1.11	1.11	67	107.9



Graphic Presentation of 1 hour TSP Result

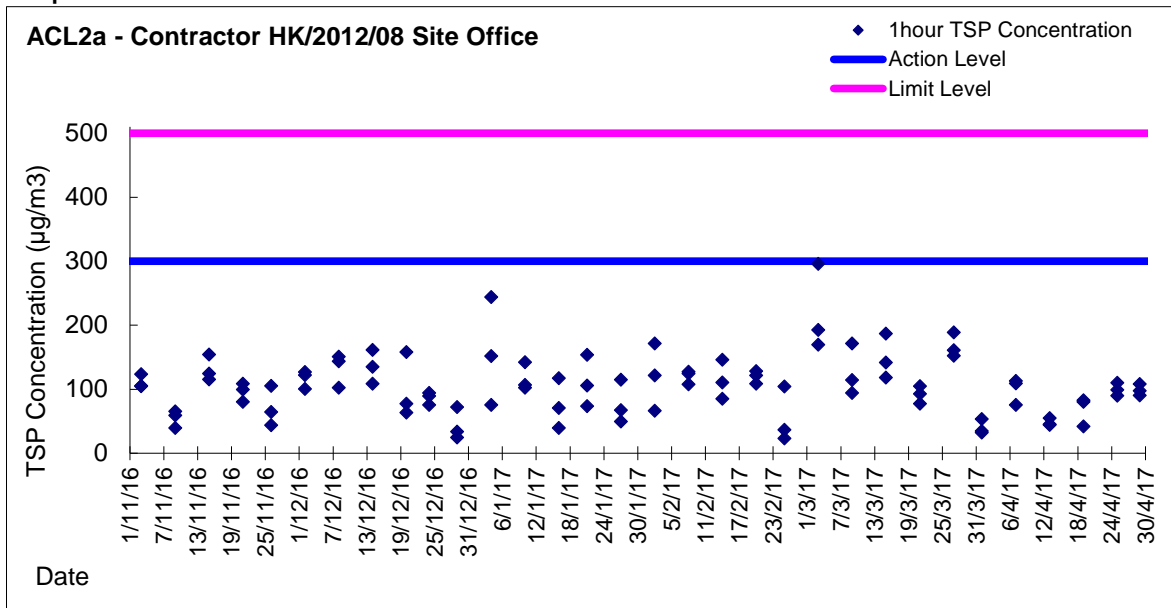


Graphic Presentation of 24 hour TSP Result





Graphic Presentation of 1 hour TSP Result



Graphic Presentation of 24 hour TSP Result

